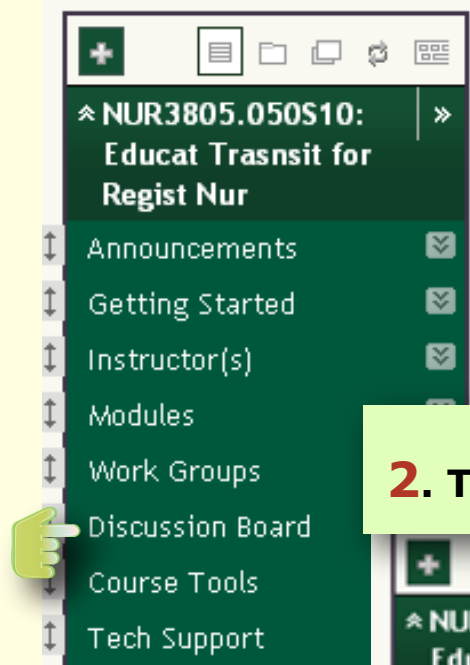
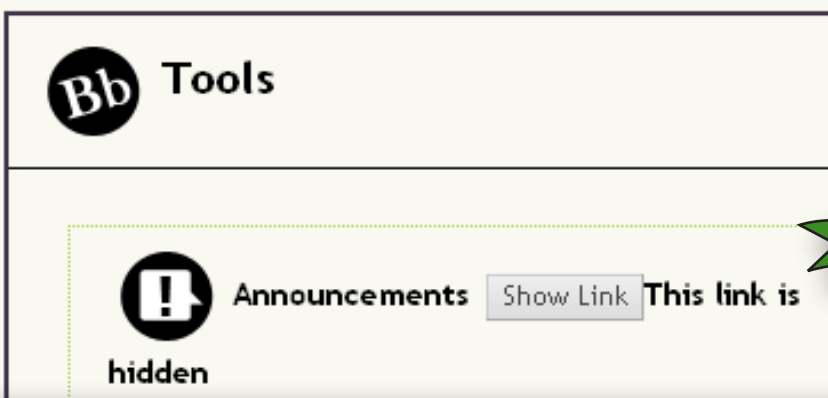




1. Select "Discussion Board"

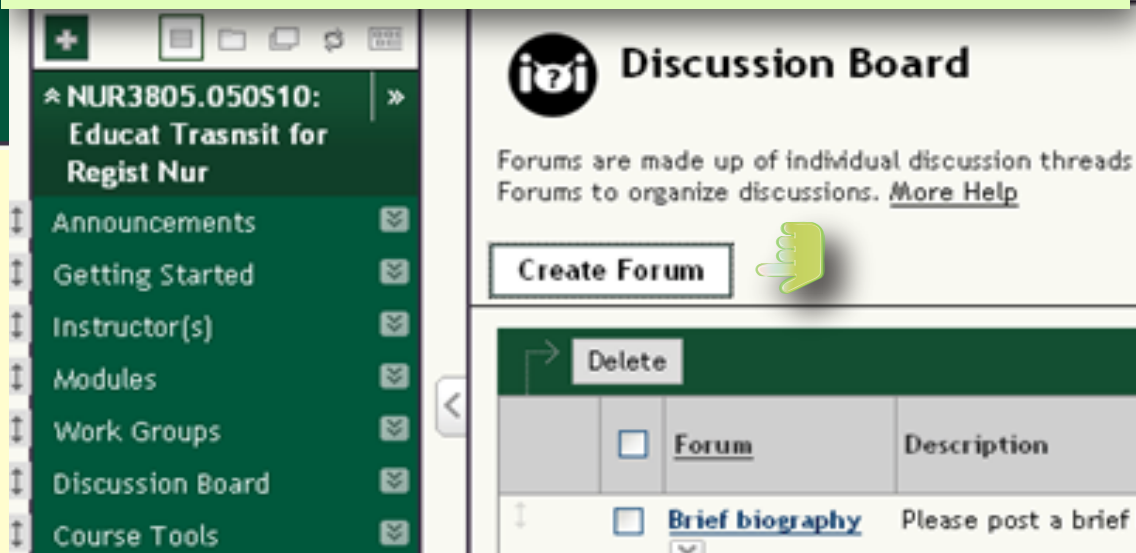


The screenshot shows the Blackboard Tools menu for the course "NUR3805.050S10: Educat Transsit for Regist Nur". The menu items are: Announcements, Getting Started, Instructor(s), Modules, Work Groups, Discussion Board, Course Tools, and Tech Support. A green arrow points to the "Discussion Board" option.



The screenshot shows the "Bb Tools" page. The "Announcements" tool is highlighted with a green dashed box. A green arrow points from the "Announcements" tool to the "Discussion Board" option in the menu.

2. To add a discussion board, click "Create Forum."



The screenshot shows the "Discussion Board" page. The "Create Forum" button is highlighted with a green arrow. Below the button is a table with the following structure:

| Delete | | |
|--------------------------|-----------------|---------------------|
| <input type="checkbox"/> | Forum | Description |
| <input type="checkbox"/> | Brief biography | Please post a brief |